

## TJC Twin jaw vertical plate clamps


Working load limit (WLL) 10 - 300 kg

The TJC twin jaw vertical plate clamps have been specifically designed for lifting materials with low minimum weight but large thickness. The main difference between the TJC and the 92 Series (which is our standard vertical plate clamp) is that the TJC has a unique twin moving jaw arrangement.

### Workmanship and parts

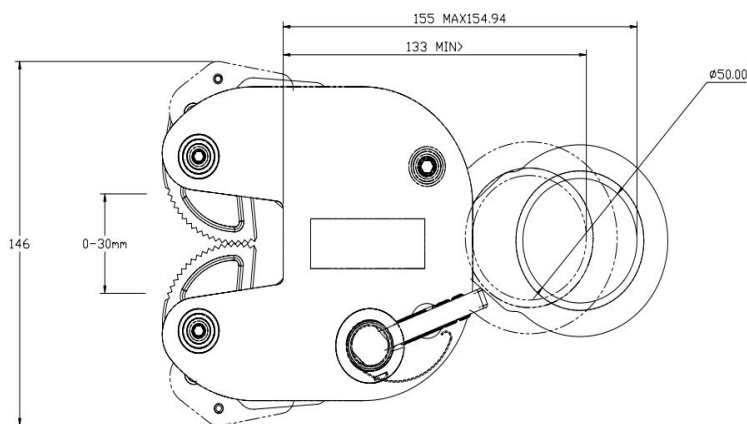
These plate clamps are service-friendly, making it easy to exchange parts, which are readily available. Clamp repairs must be done by a trained person.

Product group: I2

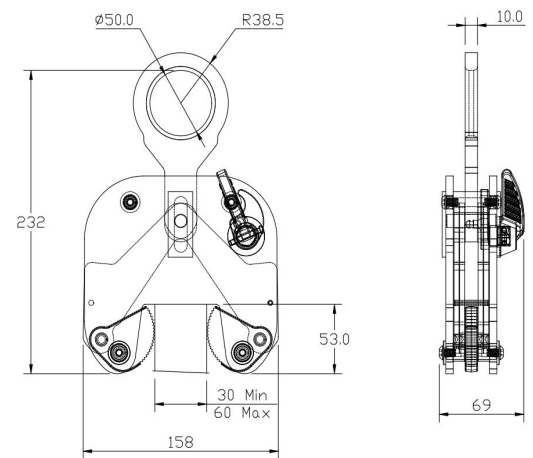


## INFO

The plate surface of the material being clamped must have a hardness level below HRC 30/Brinell 300.



TJC300



TJC300L

### Technical data TJC

Model	Art.-No.	*WLL kg	Jaw (Z) Capacity mm	*Weight kg
TJC300	N4300000354	10 - 300	0 - 30	3
TJC300L	N4300000355	10 - 300	30 - 60	3

\*Per clamp